

SciENcv

Created: August 12, 2013; Updated: October 31, 2023.

SciENcv is an application in My NCBI that helps you create and manage documents in support of grant applications with participating agencies. In SciENcv you can document your education, employment, research activities, publications, honors, research grants, and other professional contributions. My NCBI users can create multiple SciENcv profiles in official biographical sketch formats, for the [National Institutes of Health](#) (NIH), the [National Science Foundation](#) (NSF), and the [Institute of Education Sciences](#) (IES), which can be used for grant submissions. In addition, the SciENcv application can be used to create the official NSF Current and Pending (Other) Support document.

NIH [eRA Commons](#), [NSF](#), and ORCID account holders who have linked their accounts to NCBI can populate their SciENcv profiles with the information stored in their eRA, [NSF](#), or ORCID accounts. The information transferred to SciENcv can be changed, hidden, augmented, or deleted. SciENcv users control the content displayed in their SciENcv profiles.

NCBI started the transition to use only federated account credentials for NCBI account login on June 1st, 2021. The deadline for transitioning all NCBI accounts to 3rd-party only login was June 2022. Please read the below FAQs and write to info@ncbi.nlm.nih.gov if you have any questions.

<https://ncbiinsights.ncbi.nlm.nih.gov/ncbi-login-retirement-faqs>

Section Contents

- [Accessing SciENcv](#)
- [Creating SciENcv Documents](#)
- [Using the NIH Biographical Sketch](#)
- [Using the NIH Fellowship Sketch](#)
- [Using the NSF Biographical Sketch](#)
- [Using the NSF Current & Pending \(Other\) Support](#)
- [Using the IES Biographical Sketch](#)
- [Editing and Deleting SciENcv Biosketches](#)
- [Sharing SciENcv](#)
- [Downloading SciENcv](#)
- [Adding Delegates to SciENcv](#)

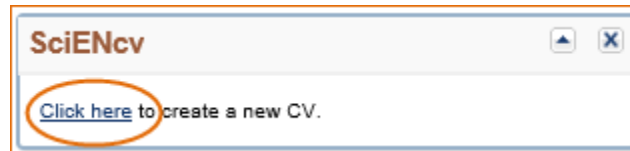
Accessing SciENcv

After signing in to [NCBI](#), SciENcv can be accessed from the SciENcv portlet which is located in the My NCBI main page, or from [about SciENcv](#).

The SciENcv portlet provides information at glance on all the existing SciENcv documents for a My NCBI account as well as their current sharing status. If no documents have been created, the SciENcv portlet provides a link to create a document.

Creating SciENcv Documents

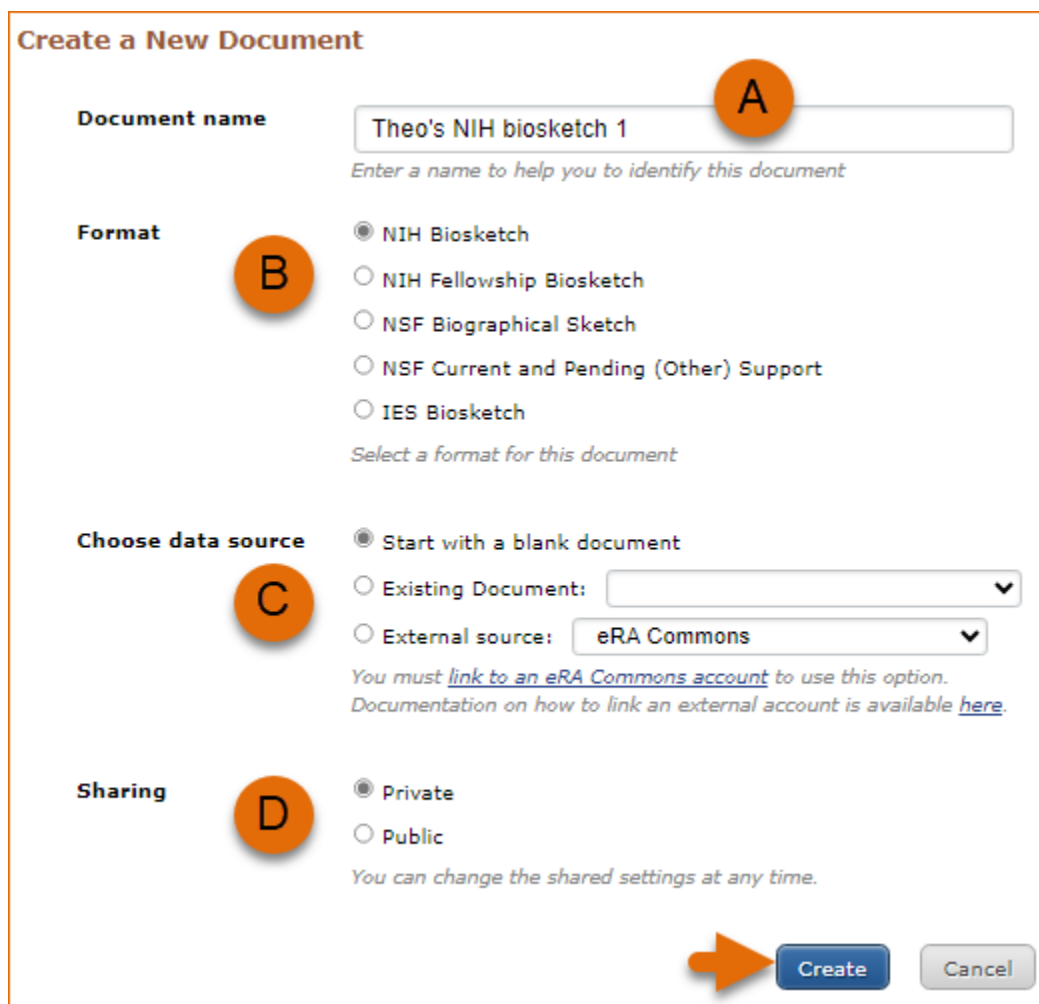
Sign in to NCBI. Go to the SciENCV portlet and click the hyperlink “[Click here](#).”



There are three ways to create a professional profile in SciENcv:

- Through manually entering your information into a SciENcv template
- Through making a duplicate of an existing document
- Through an automated data feed from an external source

Through manually entering your information into a SciENcv template

A screenshot of the "Create a New Document" form. The form has four sections: "Document name", "Format", "Choose data source", and "Sharing". Each section has a radio button or dropdown menu. Annotations A, B, and C are placed over the form: A is over the "Document name" input field, B is over the "Format" section, and C is over the "Choose data source" section. The "Document name" field contains "Theo's NIH biosketch 1". The "Format" section has "NIH Biosketch" selected. The "Choose data source" section has "Start with a blank document" selected. The "Sharing" section has "Private" selected. At the bottom right, there is a "Create" button and a "Cancel" button. An orange arrow points to the "Create" button.

1. Enter a name for your new document (see **A** above).
2. Select a document format (**B**).
3. Select “Start with a blank document” (**C**).

4. Choose to make your NIH, NIH Fellowship, or IES biosketch public or private (D) and click **Create**. You may change the sharing status for this profile at any time.

To start the process, enter your information in the personal information window. If you have publications stored in *My Bibliography*, those will be automatically uploaded to your **SciENcv** biographical sketches.

Edit Personal Information [X]

Required Information

* required field

First Name: *

Last Name: *

Optional Information

[+ add another address line](#)

City:

State:

Country:

Postal/zip code:

Email:

eRA COMMONS ID: [Click here to link eRA Commons account](#)

ORCID iD: [Add your ORCID iD to this profile?](#)

[Cancel](#)

Under optional information (NIH biosketch documents), the link next to “eRA COMMONS ID” allows eRA users to link their SciENcv account to their eRA account. Once the accounts are linked, you will be able to populate SciENcv biosketches with your eRA information. Click “Add your ORCID iD to this profile?” to link to **ORCID** and add your **ORCID iD** to your **SciENcv** biosketch. At this point, your ORCID account will be linked to your NCBI account, and consequently, you will be able to use the biographical data in your ORCID record to populate SciENcv profiles (See [Integrating with ORCID video](#)).

National Science Foundation (NSF) biographical sketches include “Position Title” and “Name of Primary Organization” fields. A hyperlink to link your NSF biographical sketch to your ORCID iD is provided as well.

Identifying Information, Organization and Location

Title *
NSF Biographical Sketch 2023

First Name *
Theo

Middle Name
M.

Last Name *
Brower

Position Title *
Researcher

Name of Primary Organization *
The Ohio State University

[+ ADD A LEVEL](#) (e.g. Department, if applicable)

City *
Columbus


Country *
United States

State/Province *
Ohio

Start Year *
2023

End Year
yyyy

[Click here to link your ORCID iD](#)

CANCEL  SAVE

Through making a duplicate of an existing document

Create a New Document

Document name A
Theo's NIH biosketch 2
Enter a name to help you to identify this document

Format B
 NIH Biosketch
 NIH Fellowship Biosketch
 NSF Biographical Sketch
 NSF Current and Pending (Other) Support
 IES Biosketch
Select a format for this document

Choose data source C
 Start with a blank document
 Existing Document: ▼
 External source:
You must link to an eRA Commons profile. Documentation on how to link to an eRA Commons profile.

Sharing D
 Private
 Public
You can change the shared settings at any time.

Create **Cancel**

1. Enter a name for your new document (see **A** above).
2. Select a biosketch format (**B**).
3. Select a previously created profile from the “Existing Biosketch” drop-down menu(**C**).
4. Choose to make your NIH, NIH Fellowship, or IES biosketch public or private (**D**). You may change the sharing status for this profile at any time.
5. Click **Create**. SciENcv will generate a duplicate of the selected existing document.

Through an automated data feed from an external source

1. Enter a name for your new document (see **A** above).
2. Select a biosketch format (**B**).
3. Select a data provider from the External Source drop-down menu(**C**). Note that your SciENcv account has to be [linked to the external data](#) source account.
4. Click **Create**. SciENcv will automatically populate the new document with the information stored in your selected external data source.

Using the NIH Biographical Sketch

NIH [eRA Commons](#), [NSF](#), and ORCID iD account holders who have linked their accounts to NCBI can populate their SciENcv biosketches with the information stored in their eRA, NFS, or ORCID iD accounts. Information on linking accounts to NCBI can be found in [Using a Partner Organization](#) username and password.

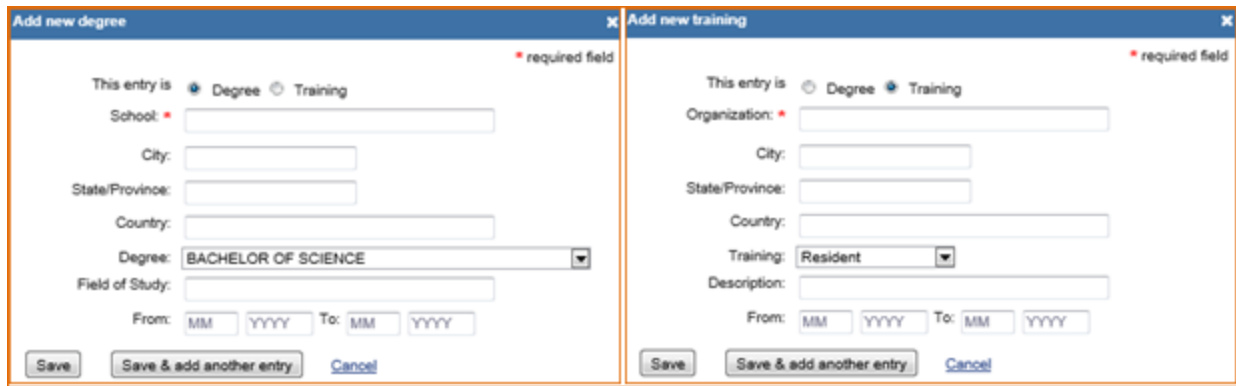
The NIH biographical sketch consists of the following sections:

- Education and Training
- Personal Statement
- Positions, Scientific Appointments, and Honors
- Contribution to Science

Education and Training

Under the section titled **Education/Training**, click the link “add one.” Add your academic degree(s) and training, from oldest to most recently acquired.

- 1 Select a radio button for either an academic degree or a training entry. Each selection provides a different set of choices.



2. Click “Save.” For multiple entries, click “Save & add another entry.”
3. To edit or delete an entry, click “Edit entries” and click either “delete” or “edit” next to the selected degree or training entry. Once you have finished editing, adding, or deleting information, click “Done” to save your updates.

EDUCATION/TRAINING [[Done](#)]

(Begin with baccalaureate or other initial professional education, such as nursing, include postdoctoral training and residency training if applicable.)

Show in this profile	INSTITUTION AND LOCATION	DEGREE (if applicable)	MM/YYYY	FIELD OF STUDY	
<input checked="" type="checkbox"/>	University of California, Berkeley, CA, USA	BACHELOR OF SCIENCE	05 / 1993	Physiology	Delete edit
<input checked="" type="checkbox"/>	University of California, Davis, CA, USA	DOCTOR OF VETERINARY MEDICINE	06 / 1997	Large animals - equine	Delete edit
<input checked="" type="checkbox"/>	University of California, Davis, CA, USA	Resident	12 / 2000	Equine surgery emphasis	Delete edit

[+ add another degree/training](#)

- 4 In **SciENcv** there is an option to hide entries. If you want to print or share your profile, but only want selective content to be displayed, uncheck the checkbox next to the entry you would like to hide and click “Done.”

Personal Statement

In the **Personal Statement** section, enter a brief personal statement and up to four publications that highlight your work experience and qualifications. To start, click “Edit Statement.”



A. Personal Statement [[Edit statement](#)]

You have not yet provided a personal statement.

Optional: You may identify up to four peer reviewed publications that specifically highlight your experience and qualifications for this project.

[[Select citations](#)]

You have not listed any citations.


Enter your personal statement and click  to save your narrative. SciENCv uses markdown syntax which allows you to add simple formatting to your personal statement – for formatting help click the  icon

A. Personal Statement

I have a background in physiology and veterinary medicine with clinical training and expertise in equine surgery and equine sports medicine.

✓
✗
?

Optional: You may identify up to four peer reviewed publications that specifically highlight your experience and qualifications for this project.

[[Select citations](#)] 

You have not listed any citations.

Citations stored in [My Bibliography](#) can be uploaded initially by clicking the link “Select citations.” Select up to four citations to be displayed in this section.

In My Bibliography the default setting for the Sort by drop-down menu is to list citations by date (newest to oldest). Citations can also be sorted by publication date, update date, author (first listed authors in alphabetical order), or title (alphabetically). An ORCID option is available, which you can use to retrieve citations stored in your ORCID record (C).

My Bibliography
ORCID C

Sort by: Update date ▼
Select: [None](#) 0 item(s) selected [Add citations](#) [Go to My Bibliography](#) unchecked entries are hidden from display

Amos
System
Update date
Author
Title
30630029; NIHMSID: NIHMS1518172; PubMed Central PMCID: PMC6445672.

D G. Role of Apelin in Glioblastoma Vascularization and Invasion after Anti-VEGF Therapy: What Is the Impact on the Immune System? *Neuroscience*. 2019 May 1;79(9):2104-2106. PubMed PMID: 31043429; NIHMSID: NIHMS1034611; PubMed Central PMCID: PMC6601607.

Nia H. *Engineering Physical Tumor Microenvironment and Drug Delivery*. *Clin Cancer Res*. 2019 Apr 1;25(7):2024-2026. PubMed PMID: 30630029; NIHMSID: NIHMS1518172; PubMed Central PMCID: PMC6445672.

Piñero JC, Souder SK, Smith TR, Fox AJ, Vargus RI. Ammonium Acetate Enhances the Attractiveness of a Variety of Protein-Based Baits to Female *Ceratitis capitata* (Diptera: Tephritidae). *J Econ Entomol*. 2015 Apr;108(2):694-700. PubMed PMID: 26470180.

E

If you find that your My Bibliography collection is not up to date and new PubMed citations need to be added, click “Add citations” (see B above) and enter an author full name, or last name and initials in the search box.

Add PubMed Citations to My Bibliography ✕

Search PubMed

This tool will help you to quickly find and add PubMed items to your My Bibliography collection. Enter your search terms in the query box, above and click on the "Search" button to execute the search.

Select the citations you wish to add from the list of retrieved citations and click “Add to My Bibliography.” The newly added citations will immediately display in the My Bibliography tab. For publications that are not included in PubMed, use the options to [add citations using a file](#), or to [add citations manually using My Bibliography templates](#), click “Go to My Bibliography” (see C above).

Note:

- If you linked your eRA Commons, NSF, or ORCID account to My NCBI, your SciENcv biosketches will have the biographical information available in those accounts.
- If you linked your ORCID account to My NCBI, your SciENcv biosketches will have the publications listed in your ORCID record under the ORCID tab.
- Citations under the 'My Bibliography' tab can only be deleted in My Bibliography. See [Deleting Citations](#)
- Citations under the 'ORCID' tab can only be deleted if they are deleted in your ORCID record

Positions, Scientific Appointments and Honors

The section titled **Positions, Scientific Appointments and Honors** consists of three parts: employment, scientific appointments, and honors. If you linked your [eRA Commons](#), [NSF](#), or ORCID account to My NCBI, the work experience section of SciENcv will be automatically populated for you.

- 1 Under the subtitle Position or Scientific Appointment, click “add one.” Enter your past, present employment, and scientific appointments. For multiple entries, click “Save & add another entry.”

Add Position or Scientific Appointment ✕

* required field

From: * To: (leave blank for present positions)

Position title: *

Organization: *

[+ add a level](#)

City: State:

Country:

Use this entry as the position title and current employment

- 2 Under the subtitle Honors, click “add one.” Enter honor society memberships, honorary titles, and other honorary awards.

Add honors ✕

* required field

Honor: *

By Organization: *

Year: * To: (optional, for date ranges)

- 3 To edit or delete an entry, click “Edit entries” and click either “delete” or “edit” next to the selected position, scientific appointment or honor entry. Once you have finished editing, adding, or deleting information, click “Done” to save your updates.

B. Positions, Scientific Appointments and Honors

Positions and Scientific Appointments [Done]

Select: [All](#) [None](#) 3 item(s) selected unchecked entries are hidden from display

<input checked="" type="checkbox"/>	2007 - present	Veterinary and Equine surgery specialist, Large Animal Clinic, University of California, Davis, CA, USA	Delete edit
<input checked="" type="checkbox"/>	2007 - present	Associate Professor, University of California, School of Veterinary Medicine, Davis, CA, USA	Delete edit
<input checked="" type="checkbox"/>	2001 - 2006	Veterinarian, Large Animal Clinic, University of California, Davis, CA, USA	Delete edit

[+ add another entry](#)

- 4 In **SciENcv** there is an option to hide entries. If you want to print or share your profile, but only want selective content to be displayed, uncheck the checkbox next to the entry you would like to hide and click “Done.”

Contribution to Science

The **Contribution to Science** section aims to give researchers a place where they can describe five of their most significant contributions to science. Each contribution entry has two parts: a description and relevant references of up to four peer-reviewed publications.

To enter a description, click “edit” (A). According to NIH guidelines, each description should include: the historical background that frames the scientific problem; the central findings; the influence of the findings on the progress of science or the application of those findings to health or technology; and your specific role.

To add relevant citations from [My Bibliography](#) for each contribution, click “Select citations” (B). Select up to [four citations](#) to be displayed.

C. Contribution to Science [Done]

You can add up to 5 contributions. Drag and drop tabs to rearrange.

[Add another contribution](#)

1

Description [edit](#) **A** [Delete this contribution](#)

Citations [\[Select citations \]](#) **B**

Please include up to four citations that are relevant to this contribution.

The default setting for the Sort by drop-down menu is to list citations by date (newest to oldest). Citations can also be sorted by publication date, update date, author (first listed authors in alphabetical order), or title (alphabetically). An ORCID option is available, which you can use to retrieve citations stored in your ORCID record (C).

The screenshot shows the 'My Bibliography' tab with an 'ORCID' button (C). Below it, there are controls for sorting (Update date), selecting items (0 item(s) selected), and adding citations (D). A dropdown menu is open, showing options like 'Update date' (D) and 'Author'. A 'Go to My Bibliography' link (E) is also visible. The list of citations includes titles like 'G. Role of Apelin in Glioblastoma Vascu...' and 'Ammonium Acetate Enhances the Attractiveness of a Variety of Protein-Based Baits to Female Ceratitis capitata (Diptera: Tephritidae)'.

If you find that your My Bibliography collection is not up to date and new PubMed citations need to be added, click “Add citations” (see D above) and enter an author full name, or last name and initials in the search box.

This screenshot shows a search box titled 'Add PubMed Citations to My Bibliography'. The search term 'Theodore r smith' is entered. A 'Search PubMed' button is present. Below the search box, there is a brief instruction: 'This tool will help you to quickly find and add PubMed items to your My Bibliography collection. Enter your search terms in the query box, above and click on the "Search" button to execute the search.'

Select the citations you wish to add from the list of retrieved citations and click “Add to My Bibliography.” The newly added citations will immediately display in the My Bibliography tab. For publications that are not included in PubMed, use the options to [add citations using a file](#), or to [add citations manually using My Bibliography templates](#), click “Go to My Bibliography” (see E above).

You can create up to five tabs by clicking “Add another contribution” (F), and the display order can be changed by dragging and dropping each tab. Contribution tabs can be removed by clicking “Delete this contribution.” To save edits, click “Done.”

The screenshot shows a tab titled 'C. Contribution to Science' with a '[Done]' link. Below the title, it says 'You can add up to 5 contributions. Drag and drop tabs to rearrange.' There is an 'Add another contribution' link (F). Below this are four numbered tabs (1, 2, 3, 4). The first tab is active and shows a 'Description' field with an 'edit' link and a 'Citations' field with a '[Select citations]' link. A 'Delete this contribution' button (circled in orange) is located at the top right of the citation list. The citation list includes two entries: 'a. Minor KM, Patterson EE, Keating MK, Gross SD, Ekenstedt KJ, Taylor SM, Mickelson JR. Presence and impact of the exercise-induced collapse associated DNM1 mutation in Labrador retrievers and other breeds. Vet J. 2011 Aug;189 (2):214-9. PubMed PMID: 21782486.' and 'b. Singh U, Levin L, Grinshpun SA, Schaffer C, Adhikari A, Reponen T. Influence of home characteristics on airborne and dustborne endotoxin and β-D-glucan. J Environ Monit. 2011 Nov;13(11):3246-53. PubMed PMID: 22012201.' At the bottom, there is a checkbox (G) labeled 'Include link to complete list of published work in My Bibliography. (Selecting this option will make the list public.)'

There is also an option to include a URL to your [My Bibliography](#) collection of published research (G). Selecting this option would make your My Bibliography collection [public](#).

Note:

- This section uses [My Bibliography](#) to manage citation data in SciENcv. Therefore, if you have publications stored in My Bibliography, those will be automatically uploaded to your SciENcv document.
- If you linked your ORCID iD account to My NCBI, your SciENcv profiles will have the publications listed in your ORCID iD record under the ORCID tab.
- Citations under the 'My Bibliography' tab can only be deleted in My Bibliography. See [Deleting Citations](#)
- Citations under the 'ORCID' tab can only be deleted if they are deleted in your ORCID iD record

Using the NIH Fellowship Biographical Sketch

NIH [eRA Commons](#), NSF, and ORCID iD account holders who have linked their accounts to NCBI can populate their SciENcv biosketches with the information stored in their eRA, NSF, or ORCID iD accounts. Information on linking accounts to NCBI can be found in [Using a Partner Organization](#) username and password.

The NIH Fellowship biographical sketch consists of the following sections:

- Education and Training
- Personal Statement
- Positions, Scientific Appointments, and Honors
- Contribution to Science
- Scholastic Performance

Education and Training

Under the section titled **Education/Training**, click the link “add one.” Add your academic degree(s) and training, from oldest to most recently acquired.

- 1 Select a radio button for either an academic degree or a training entry. Each selection provides a different set of choices.

The image shows two side-by-side screenshots of web forms. The left form is titled "Add new degree" and the right form is titled "Add new training". Both forms have a "required field" indicator (a red asterisk) in the top right corner.

The "Add new degree" form has the following fields:

- "This entry is" with radio buttons for "Degree" (selected) and "Training".
- "School:" (required field) with a text input box.
- "City:" with a text input box.
- "State/Province:" with a text input box.
- "Country:" with a text input box.
- "Degree:" with a dropdown menu showing "BACHELOR OF SCIENCE".
- "Field of Study:" with a text input box.
- "From:" and "To:" with month (MM) and year (YYYY) input boxes.
- Buttons: "Save", "Save & add another entry", and "Cancel".

The "Add new training" form has the following fields:

- "This entry is" with radio buttons for "Degree" and "Training" (selected).
- "Organization:" (required field) with a text input box.
- "City:" with a text input box.
- "State/Province:" with a text input box.
- "Country:" with a text input box.
- "Training:" with a dropdown menu showing "Resident".
- "Description:" with a text input box.
- "From:" and "To:" with month (MM) and year (YYYY) input boxes.
- Buttons: "Save", "Save & add another entry", and "Cancel".

2. Click “Save.” For multiple entries, click “Save & add another entry.”
3. To edit or delete an entry, click “Edit entries” and click either “delete” or “edit” next to the selected degree or training entry. Once you have finished editing, adding, or deleting information, click “Done” to save your updates.

EDUCATION/TRAINING [[Done](#)]

(Begin with baccalaureate or other initial professional education, such as nursing, include postdoctoral training and residency training if applicable.)

Show in this profile	INSTITUTION AND LOCATION	DEGREE (if applicable)	MM/YYYY	FIELD OF STUDY	
<input checked="" type="checkbox"/>	University of California, Davis, CA, USA	DOCTOR OF PHILOSOPHY	05 / 2016	Microbiology & Molecular Genetics	Delete edit
<input checked="" type="checkbox"/>	University of California, Berkeley, CA, USA	BACHELOR OF SCIENCE	05 / 2013	Microbiology	Delete edit

[+ add another degree/training](#)

- 4 In SciENcv there is an option to hide entries. If you want to print or share your profile, but only want selective content to be displayed, uncheck the checkbox next to the entry you would like to hide and click “Done.”

Personal Statement

In the **Personal Statement** section, enter a brief personal statement and up to four publications that highlight your work experience and qualifications. To start, click “Edit Statement.”


A. Personal Statement [[Edit statement](#)]

You have not yet provided a personal statement.

Optional: You may identify up to four peer reviewed publications that specifically highlight your experience and qualifications for this project.

[[Select citations](#)]

You have not listed any citations.

Enter your personal statement and click to save your narrative. SciENcv uses markdown syntax which allows you to add simple formatting to your personal statement – for formatting help click the  icon

A. Personal Statement

You have not yet provided a personal statement.

My research interests are Infectious Diseases: Microbial epidemiology, Microbial pathogenesis, and Microbial biochemistry.



Optional: You may identify up to four peer reviewed publications that specifically highlight your experience and qualifications for this project.

[[Select citations](#)]

You have not listed any citations.

Citations stored in [My Bibliography](#) can be uploaded initially by clicking the link “Select citations.” Select up to four citations to be displayed in this section.

In My Bibliography the default setting for the Sort by drop-down menu is to list citations by date (newest to oldest). Citations can also be sorted by publication date, update date, author (first listed authors in alphabetical order), or title (alphabetically). An ORCID option is available, which you can use to retrieve citations stored in your ORCID iD record (C).

The screenshot shows the My Bibliography interface. At the top, there are two tabs: "My Bibliography" and "ORCID". The "ORCID" tab is highlighted with a red circle labeled 'C'. Below the tabs, there is a "Sort by:" dropdown menu with "Update date" selected. A red circle labeled 'D' is placed over the dropdown menu. To the right of the dropdown menu, there is a "Select:" dropdown menu with "None" selected, and a "0 item(s) selected" message. There are also links for "Add citations" and "Go to My Bibliography". A red circle labeled 'E' is placed over the "Add citations" link. Below the dropdown menus, there is a list of citations. The first citation is "G. Role of Apelin in Glioblastoma Vascu... on and Invasion after Anti-VEGF Therapy: What Is the Impact on the Immune... May 1;79(9):2104-2106. PubMed PMID: 31043429; NIHMSID: NIHMS1034611; PubMed Central PMCID: PMC6601607." The second citation is "Nia H... pping Physical Tumor Microenvironment and Drug Delivery. Clin Cancer Res. 2019 Apr 1;25(7):2024-2026. PubMed PMID: 3063... 518172; PubMed Central PMCID: PMC6445672." The third citation is "Piñero JC, Souder SK, Smith TR, Fox AJ, Vargas RI. Ammonium Acetate Enhances the Attractiveness of a Variety of Protein-Based Baits to Female Ceratitis capitata (Diptera: Tephritidae). J Econ Entomol. 2015 Apr;108(2):694-700. PubMed PMID: 26470180."

If you find that your My Bibliography collection is not up to date and new PubMed citations need to be added, click “Add citations” (see B above) and enter an author full name, or last name and initials in the search box.

The screenshot shows a search box titled "Add PubMed Citations to My Bibliography". The search box contains the text "Pauline t smith". To the right of the search box is a "Search PubMed" button. Below the search box, there is a message: "This tool will help you to quickly find and add PubMed items to your My Bibliography collection. Enter your search terms in the query box, above and click on the 'Search' button to execute the search."

Select the citations you wish to add from the list of retrieved citations and click “Add to My Bibliography.” The newly added citations will immediately display in the My Bibliography tab. For publications that are not included in PubMed, use the options to [add citations using a file](#), or to [add citations manually](#) using My Bibliography templates, click “Go to My Bibliography” (see C above).

Note:

- If you linked your eRA Commons, NSF, or ORCID account to My NCBI, your SciENcv biosketches will have the biographical information available in those accounts.
- If you linked your ORCID iD account to My NCBI, your SciENcv biosketches will have the publications listed in your ORCID iD record under the ORCID tab.
- Citations under the ‘My Bibliography’ tab can only be deleted in My Bibliography. See [Deleting Citations](#)
- Citations under the ‘ORCID’ tab can only be deleted if they are deleted in your ORCID iD record

Positions, Scientific Appointments and Honors

The section titled **Positions, Scientific Appointments and Honors** consists of three parts: employment, scientific appointments, and honors. If you linked your [eRA Commons](#), [NSF](#), or [ORCID](#) account to My NCBI, the work experience section of SciENcv will be automatically populated for you.

- 1 Under the subtitle Position or Scientific Appointment, click “add one.” Enter your past, present employment, and scientific appointments. For multiple entries, click “Save & add another entry.”

Add Employment
✕

* required field

From: * To: (leave blank for present positions)

Position title: *

Organization: *

+ [add a level](#)

City: State:

Country:

Use this entry as the position title and current employment

[Cancel](#)

- 2 Under the subtitle Honors, click “add one.” Enter honor society memberships, honorary titles, and other honorary awards.

Add honors
✕

* required field

Honor: *

By Organization: *

Year: * To: (optional, for date ranges)

[Cancel](#)

- 3 To edit or delete an entry, click “Edit entries” and click either “delete” or “edit” next to the selected position, scientific appointment, or honor entry. Once you have finished editing, adding, or deleting information, click “Done” to save your updates.

B. Positions, Scientific Appointments and Honors

Positions and Scientific Appointments
[[Done](#)]
➔

Select: [All](#) [None](#) 4 item(s) selected
unchecked entries are hidden from display

<input checked="" type="checkbox"/>	2013 - 2016	Research Assistant, Center for Comparative Medicine, University of California, Davis, CA, USA	Delete edit
<input checked="" type="checkbox"/>	2012 - 2014	Teacher Assistant, Microbiology department, University of California, Davis, CA, USA	Delete edit
<input checked="" type="checkbox"/>	2010 - 2011	Research assistant, Nutritional Science & Toxicology department, University of California, Berkeley, CA, USA	Delete edit
<input checked="" type="checkbox"/>	2009 - 2010	Lab intern, SPUR program, University of California, Berkeley, CA, USA	Delete edit

+ [add another entry](#)

- 5 In **SciENcv** there is an option to hide entries. If you want to print or share your profile, but only want selective content to be displayed, uncheck the checkbox next to the entry you would like to hide and click “Done.”

Contribution to Science

The **Contribution to Science** section aims to give researchers a place where they can describe five of their most significant contributions to science. While all applicants may describe up to five contributions, graduate students and post doctorates may wish to consider highlighting two or three they consider most significant.

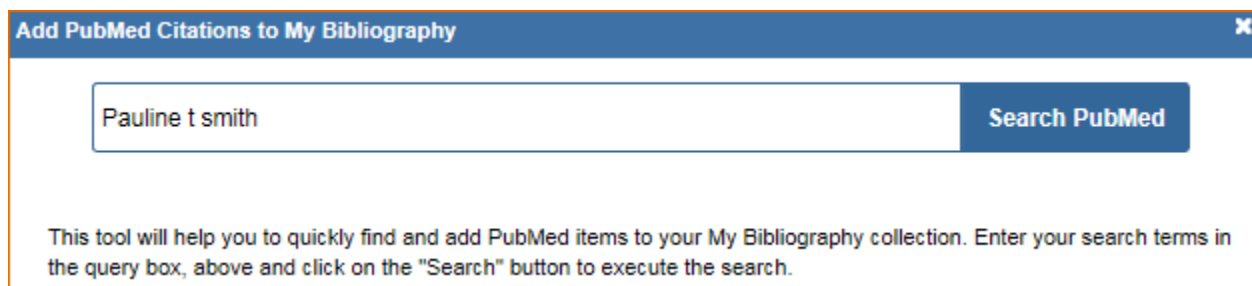
Each contribution entry has two parts: a description and relevant references of up to four peer-reviewed publications.

To enter a description, click “edit” (A). According to NIH guidelines, each description should include: the historical background that frames the scientific problem; the central findings; the influence of the findings on the progress of science or the application of those findings to health or technology; and your specific role.

To add relevant citations from [My Bibliography](#) for each contribution, click “Select citations” (B). Select up to four citations to be displayed.

The default setting for the Sort by drop-down menu is to list citations by date (newest to oldest). Citations can also be sorted by publication date, update date, author (first listed authors in alphabetical order), or title (alphabetically). An ORCID iD option is available, which you can use to retrieve citations stored in your ORCID iD record (C).

If you find that your My Bibliography collection is not up to date and new PubMed citations need to be added, click “Add citations” (see D above) and enter an author full name, or last name and initials in the search box.



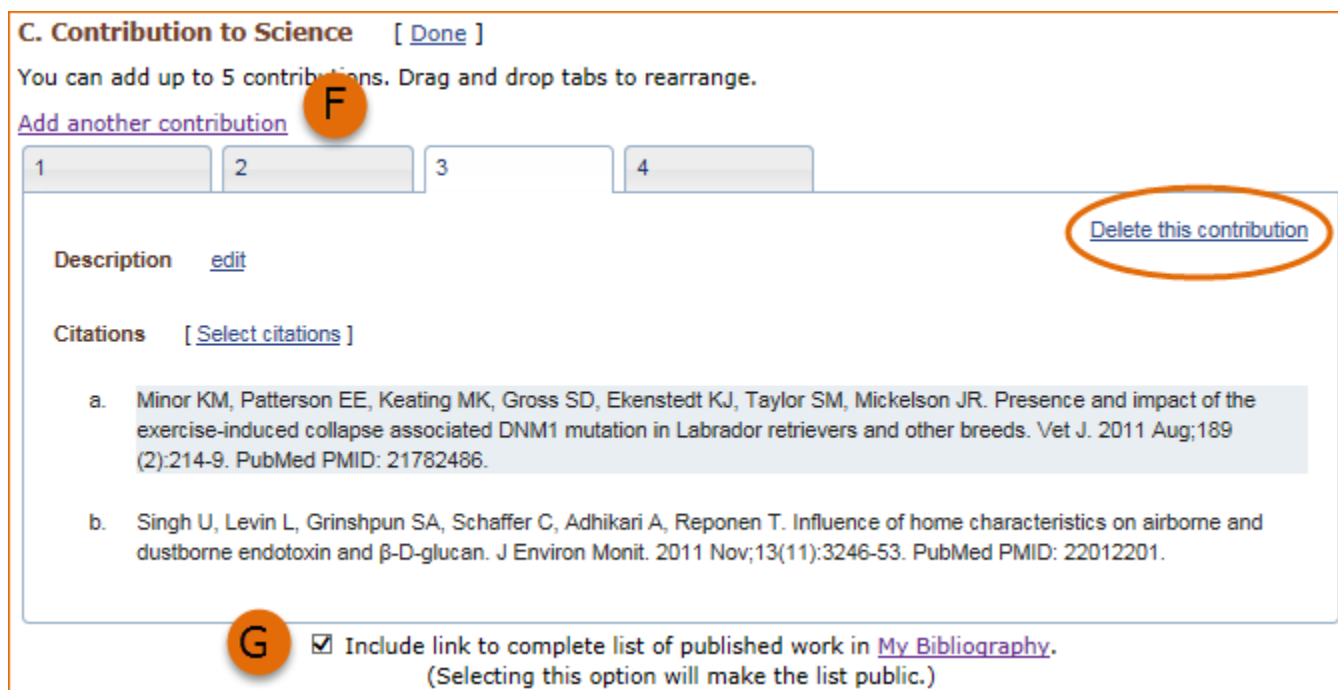
Add PubMed Citations to My Bibliography ✕

Pauline t smith **Search PubMed**

This tool will help you to quickly find and add PubMed items to your My Bibliography collection. Enter your search terms in the query box, above and click on the "Search" button to execute the search.

Select the citations you wish to add from the list of retrieved citations and click “Add to My Bibliography.” The newly added citations will immediately display in the My Bibliography tab. For publications that are not included in PubMed, use the options to [add citations using a file](#), or to [add citations manually using My Bibliography templates](#), click “Go to My Bibliography” (see E above).

You can create up to five tabs by clicking “Add another contribution” (F), and the display order can be changed by dragging and dropping each tab. Contribution tabs can be removed by clicking “Delete this contribution.” To save edits, click “Done.”



C. Contribution to Science [\[Done \]](#)

You can add up to 5 contributions. Drag and drop tabs to rearrange.

[Add another contribution](#) **F**

1 2 3 4

Description [edit](#)

Citations [\[Select citations \]](#)

a. Minor KM, Patterson EE, Keating MK, Gross SD, Ekenstedt KJ, Taylor SM, Mickelson JR. Presence and impact of the exercise-induced collapse associated DNM1 mutation in Labrador retrievers and other breeds. *Vet J.* 2011 Aug;189 (2):214-9. PubMed PMID: 21782486.

b. Singh U, Levin L, Grinshpun SA, Schaffer C, Adhikari A, Reponen T. Influence of home characteristics on airborne and dustborne endotoxin and β -D-glucan. *J Environ Monit.* 2011 Nov;13(11):3246-53. PubMed PMID: 22012201.

[Delete this contribution](#)

G Include link to complete list of published work in [My Bibliography](#).
(Selecting this option will make the list public.)

There is also an option to include a URL to your [My Bibliography](#) collection of published research (G). Selecting this option would make your My Bibliography collection [public](#).

Note:

- This section uses [My Bibliography](#) to manage citation data in SciENcv. Therefore, if you have publications stored in My Bibliography, those will be automatically uploaded to your SciENcv profile.
- If you linked your ORCID iD account to My NCBI, your SciENcv profiles will have the publications listed in your ORCID iD record under the ORCID tab.
- Citations under the ‘My Bibliography’ tab can only be deleted in My Bibliography. See [Deleting Citations](#)
- Citations under the ‘ORCID’ tab can only be deleted if they are deleted in your ORCID iD record

Scholastic Performance

In the **Scholastic Performance** section, list all the undergraduate and graduate courses completed and the corresponding year and grade for each course. Postdoctoral applicants may also include professional courses relevant to the training sought at NIH. To add courses to your biosketch:

1. Click “Add courses” (A).
2. In the Add/Edit Grades window, enter the year, course title, and grade received (B).
3. For multiple entries, click “Save & add another entry” (C).
4. To delete or edit entries use the links provided next to each course (D).

Scholastic Performance
University of California Davis PHD Microbiology & Molecular Genetics

YEAR	COURSE	GRADE	
2012	Statistics for the Life Sciences	P	Delete edit
2013	Seminar i		
2013	Principles		
2014	Seminar i		
2014	Advanced		

Add/Edit Grades

Year	Course	Grade
2015	Advance Concepts in DNA Metabolism	P

Use the section “Explanation of Grading System” to explain an institution’s grading system that differs from a scale (1-100 points, 0-4.0, or A, B, C, D, F).

1. Click “Edit Notes”
2. Enter a brief explanation regarding the levels required for a passing grade and click to save your narrative.

Explanation of grading system

UC Davis doctoral courses are graded P (pass) or NP (not pass). Passing is B or better.

Using the NSF Biographical Sketch

The National Science Foundation (NSF) biographical sketch is an NSF approved format used for proposal submissions to the NSF. Complete details regarding the NSF biographical sketch requirements can be found in the *NSF Proposal and Award Policies and Procedures Guide (PAPPG) Chapter II.D.2.h(i)*.

NSF, NIH eRA Commons, and ORCID ID account holders who have linked their accounts to My NCBI can populate their SciENcv biographical sketches with the information stored in their eRA, NSF, or ORCID iD accounts. Information on linking accounts to NCBI can be found in [Using a Partner Organization Username and Password](#).

The NSF biographical sketch consists of six sections: Identifying Information, Organization and Location; Professional Preparation; Appointments and Positions; Products; Synergistic Activities; Certification.

Use the links below to navigate to the SciENCv instructions for each section:

1. Identifying Information, Organization and Location
2. Professional Preparation
3. Appointments and Positions
4. Products
5. Synergistic Activities
6. Certification

Identifying Information, Organization and Location

Under **Identifying Information, Organization and Location**, enter information as required by the Professional Preparation section in PAPPG Chapter II.D.2h(i)(a)(1).

- 1 Enter the required information for each section and click “Save.”

Identifying Information, Organization and Location

Title *
NSF Biographical Sketch 2023

First Name *
Theo

Middle Name
M.

Last Name *
Brower

Position Title *
Researcher

Name of Primary Organization *
The Ohio State University

[+ ADD A LEVEL](#) (e.g. Department, if applicable)

City *
Columbus


Country *
United States


State/Province *
Ohio

Start Year *
2023

End Year
yyyy

[Click here to link your ORCID iD](#)

CANCEL  SAVE

- Click  to update the identifying information for your NSF biographical sketch.

Identifying Information, Organization and Location*



In this section, disclose the information requested regarding the individual and their associated organization and location. All fields are required unless otherwise noted.



Title:	NSF Biographical Sketch 2023	ORCID iD:	https://orcid.org/0000-0002-3238-7604
Name:	Theo M. Brower	Last updated:	October 20, 2023
Position Title:	Researcher The Ohio State University Columbus, Ohio, United States		

Professional Preparation

Under **Professional Preparation**, enter information as required by the Professional Preparation section in PAPPG Chapter II.D.2.h.(i)(a)(3).


- Click **+ ADD PROFESSIONAL PREPARATION** and select a radio button for either an academic degree or a training entry. Each selection provides a different set of choices.











- Click “Save.” For multiple entries, click “Save & add another entry.”
- To update an entry, click  and to remove an entry, click . Once you have finished editing a degree or training entry, click “Save.”

A. Professional Preparation*

Provide a list of the senior person's professional preparation (e.g., education and training), listed in reverse chronological order by start date. Include all postdoctoral and fellowship training, as applicable, listing each separately. Also include the baccalaureate degree or other initial professional education.

+ ADD PROFESSIONAL PREPARATION


Organization	Location	Degree (if applicable)	Receipt Date	Field of Study	Edit	Delete
National Science Foundation	Alexandria, Virginia	Training grant	Jun 2009	Environmental Studies		
University of Maryland	College Park, Maryland	Doctor of Forestry Environmental Studies	Dec 2007	Botany		
Virginia Tech	Blacksburg, Virginia	Master of Science	Dec 2002	Geography		
The Ohio State University	Columbus, Ohio	Bachelor of Science	May 2000	Biochemistry		

Appointments and Positions

In the **Appointments and positions** section, enter information as required by the Appointments and Positions section in PAPPG Chapter II.D.2.h.(i)(a)(4).

- 1 Enter your present and past employment. If the primary appointment or position is current, turn the toggle button on. For multiple entries, click “Save & add another entry.”

Add Appointment/Position

Primary appointment or position

Note: Only one can be marked as primary.

Appointment or Position Title *

Name of Organization *

[+ ADD A LEVEL](#) (e.g. Department, if applicable)

City *

Country * State/Province *

Start Date * End Date

Leave blank for present

- 2 To update an entry, click and to remove an entry, click . Once you have finished editing an appointment or position entry, click “Save.”

B. Appointments and Positions*

Provide a list, in reverse chronological order by start date, of all the senior person's academic, professional, or institutional appointments and positions, beginning with the current appointment (including the associated organization and location). Appointments and positions include any titled academic, professional, or institutional position whether or not remuneration is received, and whether full-time, part-time, or voluntary (including adjunct, visiting, or honorary).

With regard to professional appointments, senior personnel must only identify all current domestic and foreign professional appointments outside of the individual's academic, professional, or institutional appointments at the proposing organization.

[+ ADD APPOINTMENT/POSITION](#)

Date	Current	Title	Institution	Location	Edit	Delete
2023 - Present	Yes	Researcher	The Ohio State University	Columbus, Ohio		
2009 - 2023	No	Researcher	National Park Service	Yellowstone National Park, Wyoming		

Products

In the **Products** section, enter information as required by the Professional Preparation section in PAPPG Chapter II.D.2.h(i)(a)(5).

This section uses [My Bibliography](#) to manage product information, and it consists of two parts:

1. Products most closely related to the proposed project (**A**), where you may add up to five products that are most closely related to the proposed project.
2. Other significant products (**B**), where you may add up to five other significant products, whether or not related to the proposed project.


C. Products

Provide a list of: (i) up to five products most closely related to the proposed project; and (ii) up to five other significant products, whether or not related to the proposed project that demonstrate the senior person's qualifications to carry out the project as proposed.

Senior personnel who wish to include publications in the products section of the Biographical Sketch that include multiple authors may, at their discretion, choose to list one or more of the authors and then "et al" in lieu of including the complete listing of authors' names.


Products Most Closely Related to the Proposed Project* **A**

Select up to 5 products

SELECT RELATED PRODUCTS 

Other Significant Products, Whether or Not Related to the Proposed Project* **B**

Select up to 5 products

SELECT OTHER PRODUCTS 

Click "Select citations" to add products from your My Bibliography collection, or if not found there, to add citations for your products (see [Creating a bibliography](#)). In My Bibliography the default setting for the Sort by drop-down menu is to list citations by publication date (newest to oldest). Citations can also be sorted by recently updated, author (first listed authors in alphabetical order), or title (alphabetically). Note that after selecting and saving five citations for each Products section, **A** and **B** above, you will be able to organize the selected five citations for each section in the order you consider pertinent by dragging and dropping each citation into different positions.

The screenshot shows the 'My Bibliography' interface. At the top, there are two tabs: 'My Bibliography' and 'ORCID'. A callout 'C' points to the 'ORCID' tab. Below the tabs, there is a 'Sort by:' dropdown menu with 'Publication Date' selected. A callout 'D' points to the dropdown menu. To the right of the dropdown menu are two buttons: 'ADD PRODUCT' and 'MANAGE MY BIBLIOGRAPHY'. A callout 'E' points to the 'MANAGE MY BIBLIOGRAPHY' button. Below these elements is a list of citations. The first citation is by Bhan C, Brower TL, et al. The second citation is by Brower T, Wilcox T, et al. Each citation has a checkbox to its left.

An ORCID option is available, which you can use to retrieve citations stored in your ORCID iD record (C).

If you find that your My Bibliography collection is not up to date and new PubMed citations need to be added, click “Manage My Bibliography” (see D above) and enter an author full name, or last name and initials in the search box.

Add PubMed Citations to My Bibliography

This tool will help you to quickly find and add PubMed items to your My Bibliography collection. Enter your search terms in the query box, above and click on the "Search" button to execute the search.

[CLOSE](#)

Select the citations you wish to add from the list of retrieved citations and click “Add to My Bibliography.” The newly added citations will immediately display in the My Bibliography tab. For publications that are not included in PubMed, use the options to [add citations using a file](#), or to [add citations manually](#) using My Bibliography templates, click “Manage My Bibliography” (see E above).

Product citations in the ORCID tab that have an extended list of contributing authors can be amended to reduce the number of authors displayed. Edited citations highlight the authors directly associated to a biographical sketch while helping to reduce the space that citations take in a required biographical sketch. To edit an extended list of contributing authors in a citation, click “Select citations” and select the ORCID tab. See PAPPG [Chapter II.D.2.h\(i\)](#) for biographical sketch page limitations.

Edit Authors

Authors *

Scott RA, Lagou V, Welch RP, Wheeler E, Montasser ME, Luan J, Mägi R, Strawbridge RJ, Rehnberg E, Gustafsson S, Kanoni S, Rasmussen-Torvik LJ, Yengo L, Lecoeur C, Shungin D, Sanna S, Sidore C, Johnson PC, Jukema JW, Johnson T, Mahajan A, Verweij N, Thorleifsson G, Hottenga JJ, Shah S, Smith AV, Sennblad B, Gieger C, Salo P, Perola M, Timpson NJ, Evans DM, Pourcain BS, Wu Y, Andrews JS, Hui J, Bielak LF, Zhao W, Horikoshi M, Navarro P, Isaacs A, O'Connell JR, Stirrups K, Vitart V, Hayward C, Esko T, Mihailov E, Fraser RM, Fall T, Voight BF, Raychaudhuri S, Chen H, Lindgren CM, Morris AP, Rayner NW, Robertson N, Rybin D, Liu CT, Beckmann JS, Willems SM, Chines PS, Jackson AU, Kang HM, Stringham HM, Song K, Tanaka T, Peden JF, Goel A, Hicks AA, An P, Müller-Nurasyid M, Franco-Cereceda A, Folkersen L, Marullo L, Jansen H, Oldehinkel AJ, Bruinenberg M, Pankow JS, North KE, Forouhi NG, Loos RJ, Edkins S, Varga TV, Hallmans G, Oksa H, Antonella M, Nagaraja R, Trompet S, Ford I, Bakker SJ, Kong A, Kumari M, Gigante B, Herder C, Munroe PB, Caulfield M, Antti J, Mangino M, Small K, Miljkovic I, Liu Y, Atalay M, Kiess W, James AL, Rivadeneira F, Uitterlinden AG, Palmer CN, Doney AS, Willemsen G, Smit JH, Campbell S, Polasek O, Bonnycastle LL, Hercberg S, Dimitriou M, Bolton JL, Fowkes GR, Kovacs P, Lindström J, Zemunik T, Bandinelli S, Wild SH, Basart HV, Rathmann W, Grallert H, Maerz W, Kleber ME, Boehm BO, Peters A, Pramstaller PP, Province MA, Borecki IB, Hastie ND, Rudan I, Campbell H, Watkins H, Farrall M, Stumvoll M, Ferrucci L, Waterworth DM, Bergman RN, Collins FS, Tuomilehto J, Watanabe RM, de Geus EJ, Penninx BW, Hofman A, Oostra BA, Psaty BM, Vollenweider P, Wilson JF, Wright AF, Hovingh GK, Metspalu A, Uusitupa M, Magnusson PK, Kyvik KO, Kaprio J, Price JF, Dedoussis GV, Deloukas P, Meneton P, Lind L, Boehnke M, Shuldiner AR, van Duijn CM, Morris AD, Toenjes A, Peyser PA, Beilby JP, Körner A, Kuusisto J, Laakso M, Bornstein SR, Schwarz PE, Lakka TA, Rauramaa R, Adair LS, Smith GD, Spector TD, Illig T, de Faire U, Hamsten A, Gudnason V, Kivimaki M, Hingorani A, Keinanen-Kiukaanniemi SM, Saaristo TE, Boomsma DI, Stefansson K, van der Harst P, Dupuis J, Pedersen NL, Sattar N, Harris TB, Cucca F, Ripatti S, Salomaa V, Mohlke KL, Balkau B, Froguel P, Pouta A, Jarvelin MR, Wareham NJ, Bouatia-Naji N, McCarthy MI, Franks PW, Meigs JB, Teslovich TM, Florez JC, Langenberg C, Ingelsson E, Prokopenko I, Barroso I.

CANCEL
SAVE

When your edits are complete, be sure to click “Save.”

Edit Authors

Authors *

Scott RA, Lagou V, Welch RP, et al.

CANCEL
SAVE

Your edited citations will display above the original citation. Edited citations can be removed by clicking

[REMOVE EDITED VERSION](#)

My Bibliography **ORCID**

11 citations Sort by: Recently updated ↕ [REFRESH FROM ORCID](#)

Edited Scott RA, Lagou V, Welch RP, et al. [Large-scale association analyses identify new loci influencing glycemic traits and provide insight into the underlying biological pathways](#). *Nat Genet.* 2012 Sep; 44(9):991-1005. doi: 10.1038/ng.2385. Epub 2012 Aug 12. PubMed PMID: 22885924; PubMed Central PMCID: PMC3433394; manuscript-id: UKMS49338; NIHMSID: UKMS49338. [REMOVE EDITED VERSION](#)

Original Scott RA, Lagou V, Welch RP, Wheeler E, Montasser ME, Luan J, Mägi R, Strawbridge RJ, Rehnberg E, Gustafsson S, Kanoni S, Rasmussen-Torvik LJ, Yengo L, Lecoeur C, Shungin D, Sanna S, Sidore C, Johnson PC, Jukema JW, Johnson T, Mahajan A, Verweij N, Thorleifsson G, Hottenga JJ, Shah S, Smith AV, Sennblad B, Gieger C, Salo P, Perola M, Timpson NJ, Evans DM, Pourcain BS, Wu Y, Andrews JS, Hui J, Bielak LF, Zhao W, Horikoshi M, Navarro P, Isaacs A, O'Connell JR, Stirrups K, Vitart V, Hayward C, Esko T, Mihailov E, Fraser RM, Fall T, Voight BF, Raychaudhuri S, Chen H, Lindgren CM, Morris AP, Rayner NW, Robertson N, Rybin D, Liu CT, Beckmann JS, Willems SM, Chines PS, Jackson AU, Kang HM, Stringham HM, Song K, Tanaka T, Peden JF, Goel A, Hicks AA, An P, Müller-Nurasyid M, Franco-Cereceda A, Folkersen L, Marullo L, Jansen H, Oldehinkel AJ, Bruinenberg M, Pankow JS, North KE, Forouhi NG, Loos RJ, Edkins S, Varga TV, Hallmans G, Oksa H, Antonella M, Nagaraja R, Trompet S, Ford I, Bakker SJ, Kong A, Kumari M, Gigante B, Herder C, Munroe PB, Caulfield M, Antti J, Mangino M, Small K, Miljkovic I, Liu Y, Atalay M, Kiess W, James AL, Rivadeneira F, Uitterlinden AG, Palmer CN, Doney AS, Willemssen G, Smit JH, Campbell S, Polasek O, Bonnycastle LL, Hercberg S, Dimitriou M, Bolton JL, Fowkes GR, Kovacs P, Lindström J, Zemunik T, Bandinelli S, Wild SH, Basart HV, Rathmann W, Grallert H, Maerz W, Kleber ME, Boehm BO, Peters A, Pramstaller PP, Province MA, Borecki IB, Hastie ND, Rudan I, Campbell H, Watkins H, Farrall M, Stumvoll M. [EDIT AUTHORS](#)

0 products saved [CONTINUE](#)

Note:

- If you linked your ORCID iD account to My NCBI, your SciENcv biosketches will have the publications listed in your ORCID iD record under the ORCID tab.
- Citations under the 'My Bibliography' tab can only be deleted in My Bibliography. See [Deleting Citations](#).
- Citations under the 'ORCID' tab can only be deleted if they are deleted in your ORCID iD record.

Synergistic Activities

In the **Synergistic Activities** section, enter information as required by the Synergistic Activities section in PAPPG Chapter II.D.2.h(i)(6).

- 1 Click [ADD ACTIVITIES](#) and enter each activity in the Synergistic Activity text box

D. Synergistic Activities*

Provide a list of up to five distinct examples that demonstrates the broader impact of the individual's professional and scholarly activities that focus on the integration and transfer of knowledge as well as its creation.

Synergistic activities must be specific and must not include multiple examples to further describe the activity. Examples with multiple components, such as committee member lists, sub-bulleted highlights of honors and prizes, or a listing of organizations for which the individual has served as a reviewer, are not permitted.

Synergistic Activity 1 DELETE UP DOWN

Description*




Description

Examples may include, among others: innovations in teaching and training; contributions to the science of learning; development and/or refinement of research tools; computation methodologies and algorithms for problem-solving; development of databases to support research and education; broadening the participation of groups underrepresented in STEM;

SAVE **CANCEL**

- 2 To reorganize the order of your listed synergistic activities, or to delete an entry, click the associated icon in the activity box to “Delete,” move “Up,” or move “Down.”

Synergistic Activity 1




 DELETE
  UP
  DOWN

Description*

Examples may include, among others: innovations in teaching and training; contributions to the science of learning; development and/or refinement of research tools; computation methodologies and algorithms for problem-solving; development of databases to support research and education; broadening the participation of groups underrepresented in STEM; participation in international research collaborations; participation in international standards development efforts; and service to the scientific and engineering community outside of the individual's immediate organization.

[EDIT](#)

Synergistic Activity 2

 DELETE
  UP
  DOWN

Description*

I have collaborated with Yellowstone National Park botanists to develop guidelines to collect specimens for the park's herbarium with the aim to document the presence of plants in the park over time. The Yellowstone National Park Herbarium contains specimens collected in 1899 to present. It is a resource used for research and educational purposes.

[EDIT](#)

[+ ADD ANOTHER SYNERGISTIC ACTIVITY](#)

Certification

After the five sections of the NSF biographical sketch are complete and you are ready to download the document, a window will display asking you to agree to the **certification statement** in order to proceed.

Download the NSF biographical sketch using the [DOWNLOAD PDF](#) button. See the [Downloading SciENcv](#) section for additional information.

Certification

When the individual signs the certification on behalf of themselves, they are certifying that the information is current, accurate, and complete. This includes, but is not limited to, information related to domestic and foreign appointments and positions. Misrepresentations and/or omissions may be subject to prosecution and liability pursuant to, but not limited to, 18 U.S.C. §§287, 1001, 1031 and 31 U.S.C. §§3729-3733 and 3802.

CANCEL
[CERTIFY](#)

Using the NSF Current & Pending (Other) Support

The National Science Foundation (NSF) requires that each individual designated as senior personnel on a project proposal must separately provide current and pending (other) support information.

Detailed information about the content requirements is available in the NSF *Proposal and Award Policies and Procedures Guide* (PAPPG) Chapter II.D.2.h(ii) To create an NSF Current and Pending (Other) Support document in the NSF compliant PDF format, go to the SciENCv portlet in *My NCBI* and click “Manage SciENCv” to access your SciENCv documents page. In the Science documents page click “Create New Document.”

SciENCv documents [Edit](#) [+ Create New Document](#) 

1. Enter a name for your new document (see **A** below).
2. Select NSF Current and Pending Support (C & P(O) S) (**B**).
3. Select “Start with a blank document” or select an existing NSF C & PS document from the drop-down list (**C**) and click **Create**.

Create a New Document

Document name **A**
Enter a name to help you to identify this document


Format


B

NIH Biosketch
 NIH Fellowship Biosketch
 NSF Biographical Sketch
 NSF Current and Pending (Other) Support
 IES Biosketch
Select a format for this document

Choose data source

C

Start with a blank document
 Existing Document: 



The NSF Current & Pending (Other)Support document consists of four sections: Identifying Information, Organization and Location; Project/Proposal Summary; In-Kind Contribution Summary; Certification.

Use the links below to navigate to the SciENCv instructions for each section:

- Identifying Information, Organization and Location
- Project/Proposal Summary
- In-Kind Contribution Summary
- Certification

Identifying Information, Organization and Location

The **Identifying Information, Organization and Location** form includes your first and last name by default, however, these two fields can be amended to include the name of the senior person contributing to the scientific development of the project proposed. Click [ADD INFORMATION](#) to include the position title and position starting date, organization's name and location. There is also an option to link the ORCID iD of the senior person to the NSF Current and Pending (Other)Support document.

Identifying Information, Organization and Location

Title *
Theodore's C and POS

First Name *
Theo

Middle Name
M.

Last Name *
Brower

Position Title *
Researcher

Name of Primary Organization *
The Ohio State University

[+ ADD A LEVEL](#) (e.g. Department, if applicable)

City *
Columbus


Country *
United States

State/Province *
Ohio

Start Year *
2023

End Year
yyyy

[Click here to link your ORCID iD](#)

[CANCEL](#)  [SAVE](#)

Project/Proposal Summary

In the **Project/Proposal Summary** section, create a Project/Proposal record for all projects currently funded and projects under consideration for funding. Click [ADD PROJECT/PROPOSAL](#) to create a new record for a project or proposal.

1. List your Project or Proposal Title.
2. Select the Status of Support, current or pending.
3. For projects that are currently funded, select **Current** (see **A** below). See the PAPPG [Chapter II.D.2.h\(ii\)](#) Projects/Proposals section for the definition of "current." For project proposals that are under

consideration for funding, select **Pending** (see **A** below). See the PAPPG [Chapter II.D.2.h\(ii\) Projects/Proposals](#) section for the definition of “pending.”

4. Enter a proposal or award number (if available).
5. Enter the source of support (NSF or other support source, see **B** below).
6. Enter the project/proposal primary place of performance.
7. The project/proposal total award amount is the award provided or requested for the entire project/proposal period and it should include indirect costs (see **C** below).
8. Enter the project/proposal start and end dates as proposed or approved for funding support.
9. Information regarding the number of staff committed to the project for each year is required (see **D** below).
10. Provide a brief statement of your overall objectives. Note that this is a requirement. (see **E** below).
11. List other pending proposals which may overlap in scope, budget, or staff time allocation. If there is no potential overlap, enter N/A (see **F** below).

Project/Proposal

Project/Proposal Title *
Enviromental Sustainability

Status of Support *
 Current Pending **A**

Proposal/Award Number (if available)
D-23-7643

Source of Support * **B**
National Science Foundation

Primary Place of Performance *
Virtual

Total award amount * **C**
148,000
Enter as USD. (Include Indirect Costs)

Project/Proposal Start Date *
01/2023

Project/Proposal End Date *
12/2024

Person Month(s) (or Partial Person-Months) Per Year Committed to the Project **i**

Year * 2023	Person Months * D 10.06
Year * 2024	Person Months * 8.9

[+ ADD YEAR](#)

Overall Objectives *
The goal of the Environmental Sustainability program is to promote sustainable engineered systems that support human well-being and that are also compatible with sustaining natural (environment) systems. **E**

1297 characters left

Statement of Potential Overlap * **i**
N/A **F**

CANCEL **SAVE & ADD ANOTHER ENTRY** **SAVE**

In-Kind Contribution Summary

In the **In-Kind Contribution Summary** section, create a In-Kind Contribution record for all contributions related to current and pending support. Click [ADD IN-KIND CONTRIBUTION](#) to create a new In-Kind Contribution record.

1. In the Summary of In-Kind Contributions (see **A** below), include specific in-kind support.
2. Select the Status of Support, current or pending (see **B** below). See the PAPPG [Chapter II.D.2.h\(ii\)](#) In-Kind Contributions section for the definition of "current" and "pending."
3. Enter the name of the institution, foundation or entities providing the in-kind contribution(see **C** below).
4. Enter the in-kind contribution U.S. Dollar value, including indirect costs (see **D** below). The Dollar Value of In-Kind Contribution is the assigned value to contributions listed in the summary of in-kind contributions and to the number of staff committed to the project for the entire project period.
5. Enter the in-kind contribution start and end dates as proposed or approved.
6. Information regarding the number of staff committed to the project for each year is required (see **E** below).
7. Provide a brief statement of your overall objectives. Note that this is a requirement. (see **F** below)
8. List other active or pending proposal or in-kind contribution which may overlap in scope, budget, or staff time allocation. If there is no potential overlap, enter N/A (see **G** below).

In-Kind Contribution

Summary of In-Kind Contribution * A ⓘ
Office space, office supplies, system servers, laboratory equipment
Ex: Office, laboratory space, students, etc.

Status of Support * B
 Current Pending

Source of Support * C
The Ohio State University

U.S. Dollar Value of In-Kind Contribution * D
200,000
Enter as USD. (Include Indirect Costs)

In-Kind Contribution Start Date * 01/2023

In-Kind Contribution End Date * 12/2026

Person Month(s) (or Partial Person-Months) Per Year Associated with the In-Kind Contribution ⓘ

Year * 2023	Person Months * 8.7 E ⊖
Year * 2024	Person Months * 10.51 ⊖
Year * 2025	Person Months * 12 ⊖
Year * 2026	Person Months * 12 ⊖


[+ ADD YEAR](#)

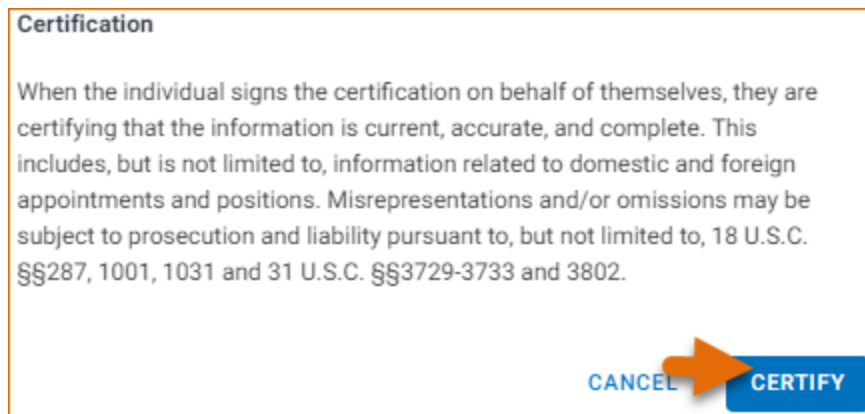
Overall Objectives * F
Enter a brief statement of the overall objective. Note that this information is required.
1411 characters left

Statement of Potential Overlap * G ⓘ
Enter a description of the potential overlap with any current or pending in-kind contribution and this proposal in terms of scope, budget, or person-months planned or committed to the project by the individual.

[CANCEL](#) [SAVE & ADD ANOTHER ENTRY](#) [SAVE](#)

Certification

After the four sections of the NSF Current and Pending Support document are complete and you are ready to download the document , a window will display asking you to agree to the **certification statement** in order to proceed. Download the NSF biographical sketch using the “Download PDF” button. See the [Downloading SciENCv](#) section for additional information.



Using the IES Biographical Sketch

The [Institute of Education Sciences](#) (IES), biographical sketch format is the official format used for grant submissions to the IES. Researchers who have their publications indexed in the IES [ERIC](#) database can export their ERIC citations to My Bibliography, and use the citations stored in My Bibliography to populate SciENCv biosketches. ORCID ID account holders who have linked their accounts to My NCBI can populate their SciENCv biosketches with the information stored in their ORCID accounts. Information on linking accounts to NCBI can be found in [Using a Partner Organization Username and Password](#).

The IES biographical sketch consists of five sections:

- Education and Training
 - Exporting Citations from ERIC to My Bibliography
- Personal Statement
- Work Experience, Professional Memberships, and Honors
- Contribution to Education Research
- Research Support/Scholastic Performance

Education and Training

Under the section titled **Education/Training**, click the link “add one.” Add your academic degree(s) and training, from oldest to most recently acquired.

- 1 Select a radio button for either an academic degree or a training entry. Each selection provides a different set of choices.

2. Click “Save.” For multiple entries, click “Save & add another entry.”
3. To edit or delete an entry, click “Edit entries” and click either “delete” or “edit” next to the selected degree or training entry. Once you have finished editing, adding, or deleting information, click “Done” to save your updates.

EDUCATION/TRAINING [[Done](#)]

(Begin with baccalaureate and include postdoctoral training if applicable. Add/delete rows as necessary)

Show in this profile	INSTITUTION AND LOCATION	DEGREE (if applicable)	MM/YYYY	FIELD OF STUDY	
<input checked="" type="checkbox"/>	University of California, Berkeley, CA, USA	BACHELOR OF SCIENCE	05 / 2002	Mathematics	Delete edit
<input checked="" type="checkbox"/>	University of California, Berkeley, CA, USA	DOCTOR OF PHILOSOPHY	05 / 2008	Mathematics	Delete edit

[+ add another degree/training](#)

- 4 In **SciENcv** there is an option to hide entries. If you want to print or share your profile, but only want selective content to be displayed, uncheck the checkbox next to the entry you would like to hide and click “Done.”

Personal Statement

In the **Personal Statement** section, enter a brief personal statement and up to four publications that highlight your work experience and qualifications. To start, click “Edit Statement.”

A. Personal Statement [[Edit statement](#)]

You have not yet provided a personal statement.

Optional: You may identify up to four peer reviewed publications that specifically highlight your experience and qualifications for this project.

[[Select citations](#)]

You have not listed any citations.

Enter your personal statement and click to save your narrative. SciENcv uses markdown syntax which allows you to add simple formatting to your personal statement – for formatting help click the icon.

A. Personal Statement

This is my personal statement.

Optional: You may identify up to four peer reviewed publications that specifically highlight your experience and qualifications for this project.

[[Select citations](#)]

You have not listed any citations.

Citations stored in [My Bibliography](#) can be uploaded initially by clicking the link “Select citations.” Select up to four citations to be displayed in this section. In My Bibliography the default setting for the Sort by drop-down menu is to list citations by date (newest to oldest). Citations can also be sorted by publication date, update date, author (first listed authors in alphabetical order), or title (alphabetically). An ORCID option is available, which you can use to retrieve citations stored in your ORCID record (C).

My Bibliography ORCID

Sort by: Update date

Select: None 0 item(s) selected Add citations Go to My Bibliography unchecked entries are hidden from display

Publication date

Update date

Author

Title

Piñero JC, Souder SK, Smith TR, Fox AJ, Vargas RI. Ammonium Acetate Enhances the Attractiveness of a Variety of Protein-Based Baits to Female *Ceratitidis capitata* (Diptera: Tephritidae). *J Econ Entomol.* 2015 Apr;108(2):694-700. PubMed PMID: 26470180.

If your publications are included in the Institute of Education Studies [ERIC](#) database, you can populate SciENCv biosketches with those citations, but first they would need to be added to My Bibliography, which can be accomplished either using an exported file from ERIC, or added [manually](#) using My Bibliography templates.

Exporting Citations from ERIC to My Bibliography

Go to [ERIC](#) and enter an author full name, or last name and initials in the search box. For example, “Smith, Theodore R.” Or use the ERIC author field in your query **author:** Theodore R. Smith, and click search. To limit your retrieval, select the appropriate author name in the Author limiter on the left side of the screen. For further information on searching the ERIC database, see this [IES video](#).

AUTHOR	
Dixon, Theodore R.	2
Smith, Roger C.	2
Smith, Theodore R., Ed.	2
Cross, Theodore	1
Jones, Lisa M.	1
Judy, Theodore M.	1

Click “Export,” select the number of records to include, and click “Create file”

ERIC

Collection Thesaurus

author:theodore r. smith Search [Advanced Search Tips](#)

Peer reviewed only Full text available on ERIC

Smith, Theodore R., Ed. X

Showing all 2 results [Save](#) | [Export](#)

Create a file for use with citation management software, in a MEDLINE/PubMed-style (.nbib) format.

Start from result #

Results to include

[Download full text](#)

DESCRIPTOR

- Elementary Secondary Education 2
- Teaching Methods 2
- Check Lists 1
- Classroom Techniques 1
- Discovery Learning 1
- Educational Change 1
- Evaluation Methods 1
- Faculty Development 1
- Guidelines 1
- Mathematical Enrichment 1

SOURCE

AUTHOR

Smith, Theodore R., Ed. 2

Handbook for Planning an Effective Writing Program: Ki
Smith, Theodore R., Ed. – 1982
Intended as a source of motivation and guidance for those who wish to change a school's writing program, this handbook addresses both the methodology of a writing program. Sections of the handbook provide (1) discussion of the writing process...
Descriptors: Check Lists, Classroom Techniques, Elementary Secondary Edu

A Sampler of Mathematics Assessment.
Pandey, Tej; Smith, Theodore R., Ed. – 1991
The California Assessment Program (CAP) administers tests to all public school students at certain grade levels, compiles the results, and provides information that allows educators to judge the effectiveness of their programs and make improvements. This sampler describes the types of assessment that CAP proposes to respond to the needed changes...

Save the generated file. Sign in to [NCBI](#) and click “Manage My Bibliography.” In My Bibliography, click “Upload a file”.

My NCBI » My Bibliography [Go to SciENcv](#) | [See all collections](#) | [My Bibliography help](#)

This bibliography is public ([make it private](#)) | [Edit settings](#) for My Bibliography | Save My Bibliography to a [text file \(MEDLINE format\)](#)

Display Settings: List view, Sort by date, group by citation type

Select: [All](#), [None](#) 0 items selected

Journal Articles

1: Chomsky N. [The language capacity: architecture and evolution](#). Psychon Bull Rev. 2016 Jul 1. [Epub ahead of print] PubMed PMID: 27368638. [Related citations](#)

2: Jackendoff R, Wittenberg E. [Linear grammar as a possible stepping-stone in the evolution of language](#). Psychon Bull Rev. 2016 Jul 1. [Epub ahead of print] PubMed PMID: 27368633. [Related citations](#)

Add citation

Upload the ERIC citations file you saved. The citations will display in My Bibliography with a pencil icon, and you will be able to further edit these citations.

My NCBI » My Bibliography

This bibliography is public ([make it private](#)) | [Edit settings](#) for My Bibliography

Display Settings: [v] List view, Sort by date, do not group citations

Select: [All](#), [None](#) 0 items selected [Move](#) [Delete](#) [Copy](#) [View](#)

1: Smith T. Handbook for Planning an Effective Writing Program: Kindergarten through Grade Twelve. 1982; [Edit citation](#)

2: Pandey T, Smith T. A Sampler of Mathematics Assessment. 1991; [Edit citation](#)


The exported ERIC citations will be immediately listed in My Bibliography and ready to be selected in SciENcv. See below an example of newly added citations from ERIC to SciENcv via My Bibliography.


A. Personal Statement [[Edit statement](#)]

This is my statement

Optional: You may identify up to four peer reviewed publications that specifically highlight your experience and qualifications for this project.

[[Select citations](#)]

1. Smith T. Handbook for Planning an Effective Writing Program: Kindergarten through Grade Twelve. 1982;  ERIC Number: [ED215350](#)

2. Pandey T, Smith T. A Sampler of Mathematics Assessment. 1991; ERIC Number: [ED341553](#) 

Note:

- If you linked your eRA Commons, NSF, or ORCID account to My NCBI, your SciENcv biosketches will have the biographical information available in those accounts.
- If you linked your ORCID account to My NCBI, your SciENcv biosketches will have the publications listed in your ORCID record under the ORCID tab.
- Citations under the 'My Bibliography' tab can only be deleted in My Bibliography. See [Deleting Citations](#)
- Citations under the 'ORCID' tab can only be deleted if they are deleted in your ORCID record

Work Experience, Professional Memberships and Honors

The section titled **Positions and Honors** consists of three parts: employment, other experience and professional memberships, and honors.

- 1 Under the subtitle Positions and Employment, click "add one." Enter your past and present employment. For multiple entries, click "Save & add another entry."

Add Employment ✕

* required field

From: * To: (leave blank for present positions)

Position title: *

Organization: *

[+ add a level](#)

City: State:

Country:

Use this entry as the position title in Biosketch

[Cancel](#)

- Under the subtitle Other Experience and Professional Memberships, click “add one.” Enter other work experience and professional memberships.

Add other experience and professional membership ✕

* required field

Organization: *

Position title:

From: To: (leave blank for present positions)

[Cancel](#)

- Under the subtitle Honors, click “add one.” Enter honor society memberships, honorary titles, and other honorary awards.

Add honors ✕

* required field

Honor: *


By Organization: *

Year: * To: (optional, for date ranges)

[Cancel](#)


- To edit or delete an entry, click “Edit entries” and click either “delete” or “edit” next to the selected work experience, professional membership, or honor entry. Once you have finished editing, adding, or deleting information, click “Done” to save your updates.

B. Positions and Honors

Positions and Employment [Done] 

Select: [All](#) [None](#) 4 item(s) selected unchecked entries are hidden from display

<input checked="" type="checkbox"/>	2003 - 2004	Math teacher, San Francisco Waldorf High, San Francisco, CA, USA	Delete edit
<input checked="" type="checkbox"/>	2004 - 2008	Research and Teaching Assistant, University of California, Berkeley, CA, USA	Delete edit
<input checked="" type="checkbox"/>	2010 - 2013	Clay Research Fellow, Clay Mathematics Institute, Providence, RI, USA	Delete edit
<input checked="" type="checkbox"/>	2014	Associate Professor , University of California Davis - School of Education, Davis, CA, USA	Delete edit


 [add another entry](#)

- 5 In **SciENcv** there is an option to hide entries. If you want to print or share your profile, but only want selective content to be displayed, uncheck the checkbox next to the entry you would like to hide, and click “Done.”

Contribution to Education Research

The **Contribution to Education Research** section aims to give researchers a place where they can describe five of their most significant contributions to educational research. Each contribution entry has two parts: a description and relevant references of up to four peer-reviewed publications.

To enter a description, click “edit” (A), and to add relevant citations from [My Bibliography](#) for each contribution, click “Select citations” (B). Select up to four citations to be displayed for each contribution.

C. Contribution to Education Research [Done] 

You can add up to 5 contributions. Drag and drop tabs to rearrange.

[Add another contribution](#)

1

Description [edit](#) **A** [Delete this contribution](#)

Citations [[Select citations](#)] **B**

Please include up to four citations that are relevant to this contribution.

Include link to complete list of published work in [My Bibliography](#).
(Selecting this option will make the list public.)

In [My Bibliography](#) the default setting for the Sort by drop-down menu is to list citations by date (newest to oldest). Citations can also be sorted by publication date, update date, author (first listed authors in alphabetical order), or title (alphabetically). An ORCID option is available, which you can use to retrieve citations stored in your ORCID record (C).

The screenshot shows the 'My Bibliography' tab selected. At the top right, there is a button labeled 'ORCID' with a red circle 'C' next to it. Below it, a dropdown menu is open, showing 'Update date' selected, with 'Publication date' highlighted. A red circle 'E' is next to the dropdown. Below the menu, there are three publication entries, each with a checkbox and a red circle 'D' next to it. The first entry is 'G. Role of Apelin in Glioblastoma Vascu...' and the second is 'Mapping Physical Tumor Microenvironment and Drug Delivery...'. The third entry is 'Piñero JC, Souder SK, Smith TR, Fox AJ, Vargas RI. Ammonium Acetate Enhances the Attractiveness of a Variety of Protein-Based Baits to Female Ceratitis capitata (Diptera: Tephritidae). J Econ Entomol. 2015 Apr;108(2):694-700. PubMed PMID: 26470180.'

If your publications are included in the Institute of Education Studies [ERIC](#) database, you can populate SciENcv biosketches with those citations, but first they would need to be added to My Bibliography, which can be accomplished either using an exported file from ERIC, or added [manually](#) using My Bibliography templates.

You can create up to five tabs by clicking “Add another contribution” (C), and the display order can be changed by dragging and dropping each tab. Contribution tabs can be removed by clicking “Delete this contribution.” To save edits, click “Done.”

The screenshot shows the 'Contribution to Education Research' tab selected. At the top right, there is a button labeled 'Done' with a red arrow pointing to it. Below it, there is a text box that says 'You can add up to 5 contributions. Drag and drop tabs to rearrange.' Below that, there is a button labeled 'Add another contribution' with a red circle 'C' next to it. Below the button, there are four tabs labeled 1, 2, 3, and 4. Below the tabs, there is a section labeled 'Description' with an 'edit' link. To the right of the description, there is a button labeled 'Delete this contribution' circled in red. Below the description, there is a section labeled 'Citations' with a 'Select citations' link. Below the citations, there are three entries: 'a. Ravnigani A, Fitch WT, Hanke FD, Heinrich T, Hurgitsch B, Kotz SA, Scharff C, Stoeger AS, de Boer B. What Pinnipeds Have to Say about Human Speech, Music, and the Evolution of Rhythm. Front Neurosci. 2016;10:274. PubMed PMID: 27378843.', 'b. Jackendoff R, Wittenberg E. Linear grammar as a possible stepping-stone in the evolution of language. Psychon Bull Rev. 2016 Jul 1;PubMed PMID: 27368633.', and 'c. Chomsky N. The language capacity: architecture and evolution. Psychon Bull Rev. 2016 Jul 1;PubMed PMID: 27368638.' Below the citations, there is a checkbox labeled 'Include link to complete list of published work in My Bibliography.' with a red circle 'D' next to it. Below the checkbox, there is a note: '(Selecting this option will make the list public.)'

There is also an option to include a URL to your [My Bibliography](#) collection of published research (D). Selecting this option would make your My Bibliography collection [public](#).

Note:

- This section uses [My Bibliography](#) to manage citation data in SciENcv. Therefore, if you have publications stored in My Bibliography, those will be automatically uploaded to your SciENcv profile.
- If you linked your ORCID account to My NCBI, your SciENcv profiles will have the publications listed in your ORCID record under the ORCID tab.
- Citations under the ‘My Bibliography’ tab can only be deleted in My Bibliography. See [Deleting Citations](#)
- Citations under the ‘ORCID’ tab can only be deleted if they are deleted in your ORCID record

Research Support/Scholastic Performance

The **Research Support/Scholastic Performance** section displays a list of your ongoing and completed research awards information. If you linked your ORCID account to My NCBI, your SciENcv profiles will have the research awards included in your ORCID record. The research awards information retrieved from ORCID appear under the ORCID tab.

D. Additional Information: Research Support and/or Scholastic Performance [Done]

*Please check/uncheck to show/hide automatically imported grants.
You can modify or delete only those grants in the User tab.*

[eRA](#) [ORCID](#) [User](#)

Note: Do not use this tab to add NIH grants. Please use the eRA tab to add your NIH funding.

Select: [All](#) [None](#) 1 item(s) selected unchecked entries are hidden from display

- R105A158064, Institute of Education Sciences 2014-08-01 to 2017-07-31**
Smith, Theodore R. (PI)
Digital Music Web Application - an Environment for Math Learning
The purpose of this project is to develop and test a music game based, virtual environment and curriculum, designed to support student learning in the topic of trigonometric functions.
Role: PI
[Edit](#) [Delete](#)

 [add another award](#)

Additionally, you have the option to add awards manually if your research awards were issued by other agencies or institutions:

1. Click “Edit awards.”
2. Select the “User” tab.
3. Click “Add another award.” Enter your ongoing and completed research awards. Be sure to select the appropriate category in the “Your Role” drop-down menu.

Add award

* required information

Funding source: *

For grant applications still under review, enter "Pending Award" in the Grant ID field.

Grant ID: *

From: *

To: *

Project title: *

Project description:

Your role: *

PI last name: *

4 For multiple entries, click "Save & add another entry."

In SciENcv, you can selectively hide the research awards that you wish to omit from displaying in your profile. To hide citations:

1. Click "**Edit Awards**." Research awards are organized in four tabs: **eRA**, **HRA**, **ORCID** and **User**. The HRA and ORCID tabs appear only when award data is transferred from HRA, or ORCID. The User tab stores manually added research award information.
2. Locate the awards you want to hide
3. Uncheck the awards you want to hide, and click "Done."

D. Additional Information: Research Support and/or Scholastic Performance [\[Done \]](#)

*Please check/uncheck to show/hide automatically imported grants.
You can modify or delete only those grants in the User tab.*

eRA ORCID **User**

Note: Do not use this tab to add NIH grants. Please use the eRA tab to add your NIH funding.

Select: [All](#) [None](#) 1 item(s) selected unchecked entries are hidden from display

R105A158064, Institute of Education Sciences 2014-08-01 to 2017-07-31
 Smith, Theodore R. (PI)
 Digital Music Web Application - an Environment for Math Learning
 The purpose of this project is to develop and test a music game based, virtual environment and curriculum, designed to support student learning in the topic of trigonometric functions.
 Role: PI
[Edit](#) [Delete](#)

AMS1234567, American Mathematical Society 2010-08-01 to 2013-07-31
 Smith, Theodore R. (PI)
 Clay Research Fellowship
 Fellowship at the Clay Mathematics Institute.
 Role: FEL
[Edit](#) [Delete](#)

[+ add another award](#)

4. The research award shown in gray above is hidden and consequently it will not be displayed when a SciENCv biosketch is shared through a URL or printed.

Note:

- Only research awards in the User tab can be modified or deleted in SciENCv
- Awards under the 'ORCID' tab can only be edited/deleted in your ORCID record

Editing and Deleting SciENCv Biosketches

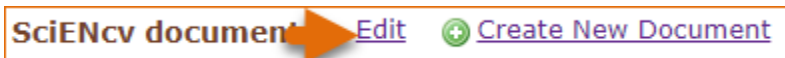
Once you have created a few biosketches in **SciENCv**, the SciENCv portlet will display all the existing biosketches in your My NCBI account. To return to any of those biosketches to edit their content, select the biosketch that you wish to amend directly in the SciENCv portlet.

SciENCv ▲ ✕

Name	Last Update	Sharing	Type
BioSketch	04-Jun-2015	Private	Old NIH Biosketch
Biosketch2	5:49 PM	Private	NIH Biosketch

[Manage SciENCv »](#)

To **delete** a SciENcv biosketch, click “**Manage SciENcv**” in the SciENcv portlet. The resulting page is the SciENcv main page. Next to the heading SciENcv documents, click **Edit**, and the delete and edit links will display.



Select the delete link next to the biosketch that you wish to delete. To close the Delete/Edit view, click **Done**.

Last Update	Name	Type	Sharing	
30-Jan-2023	test2023	NIH Biosketch	Private	Delete Edit
05-Feb-2023	test2023NSF	NSF Biographical Sketch	Private	Delete Edit

Sharing SciENcv

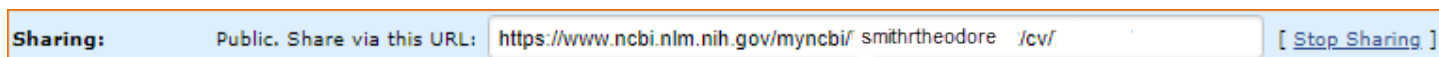
SciENcv biosketches are set as private by default. However, they can be shared with others through a public URL. Each biosketch can be independently set up as private or public, and their current status can be viewed immediately on the SciENcv portlet.

Name	Last Update	Sharing	Type
Profile1	5:18 PM	Private	NIH Biosketch
Profile2	5:25 PM	Public	NIH Biosketch

[Manage SciENcv »](#)

To change a SciENcv biosketch from **private to public**:

1. Sign in to My NCBI. Go to the SciENcv portlet and select the biosketch that you wish to change to public.
2. Next to ‘Sharing,’ click **Change**. A URL will be provided, which you can use to share your SciENcv biosketch with others.



3. To change your SciENcv biosketch **back to private**, click “**Stop Sharing**.”

Note:

- Any time someone uses a public SciENcv URL to see your biosketches; the retrieval will include all the items currently displayed in your SciENcv biosketches. Hidden items will not be displayed.
- Adding, hiding, or deleting items in a SciENcv biosketch does not require an update to your public URL.
- If a SciENcv biosketch is changed back to private, the public URL will no longer function.


Downloading SciENcv

SciENcv biographical sketches can be downloaded in three formats: PDF, MS Word, and XML.

To download a SciENcv biosketch:

1. Sign in to My NCBI. Go to the **SciENcv** portlet and select the biosketch that you wish to download.

2. Click the hyperlink of the format you wish to download.



The NSF Biographical Sketch and Current and Pending (Other) Support documents can be viewed as a draft for review or can be downloaded in a PDF format that is NSF compliant.



Adding Delegates to SciENcv

My NCBI users can grant access to other persons (delegates) to view and manage their SciENcv biosketches. The delegates will then be able to create, modify or delete the information in the SciENcv account to which they have been granted access.

The option to **Add a delegate** is available through the [Accounts Settings](#) page. The Delegates section of the Account Settings page displays a list of all the delegates granted access to either your My Bibliography collection or your SciENcv, or both. In the Delegates section you may add or remove delegates as well as **modify the access** granted, see [‘Adding and Removing Delegates.’](#)